



## DDAP Distiller Setting to Create Print Production PDF files for Acrobat 4.05

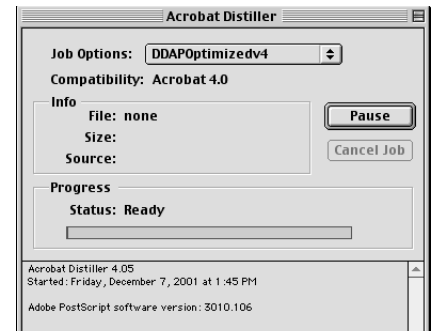
Obtain the DDAP Distiller Setting file from the DDAP web site at:  
<http://www.ddap.org/tools/univppd/DDAPOptimizedv4.hqx>

Either download the **DDAPOptimizedv4.joboptions** file and place it in the **Adobe Acrobat, Distiller, Settings** folder or modify your **Press Optimized job options** as follows:

### 1. Based on Acrobat 4.05 **Press Optimized** Job Option.

- Launch Distiller 4.05
- Select Job Options: **DDAP Optimizedv4**  
(or **PressOptimized** with the following changes)
- Select **Job Options...** under **Setting** Menu

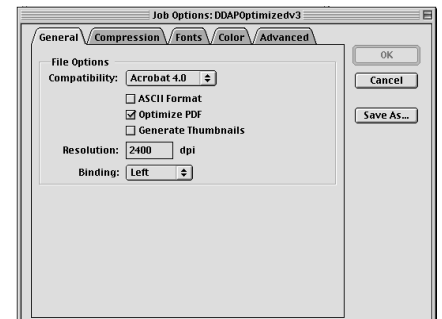
1



### 2. Acrobat Distiller Job Options (**General** Tab)

- Compatibility: **Acrobat 4.0**
- ASCII Format: **Deselect**
- Optimize PDF: **Select**
- Generate Thumbnails: **Deselect**
- Resolution: **2400** dpi
- Binding: **Left**

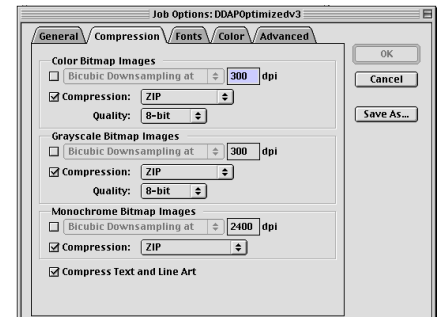
2



### 3. Acrobat Distiller Job Options (**Compression** Tab)

- Color Bitmap Images: **No Downsampling or Subsampling**
- Compression: **ZIP**
- Quality: **8-bit**
- Grayscale Bitmap Images: **No Downsampling or Subsampling**
- Compression: **ZIP**
- Quality: **8-bit**
- Monochrome Bitmap Images: **No Downsampling or Subsampling**
- Compression: **ZIP**
- Compress Text and Line Art: **Select**

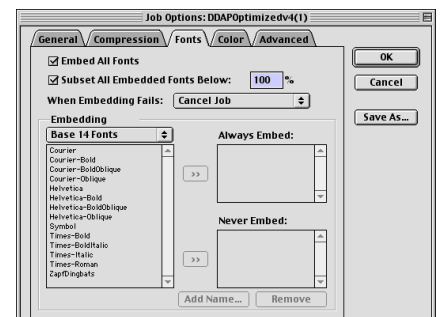
3



### 4. Acrobat Distiller Job Options (**Fonts** Tab)

- Embed All Fonts: **Select**
- Subset All Embedded Fonts Below: **100%**
- When Embedding Fails: **Cancel Job**
- Embedding: **Base 14 Fonts**

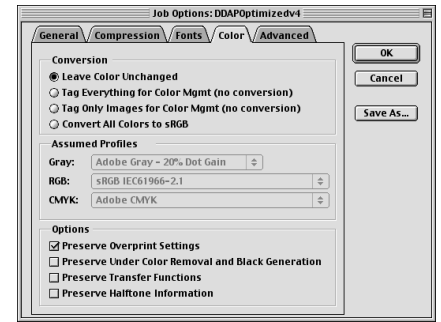
4



## 5. Acrobat Distiller Job Options (**Color** Tab)

- a) Leave Color Unchanged: **Select**
- b) Tag Everything for Color Mgmt (no conversion): **Deselect**
- c) Tag Only Images for Color Mgmt (no Conversion): **Deselect**
- d) Convert All Colors to sRGB: **Deselect**
- e) Assumed Profiles
  - Gray: **None selected**
  - RGB: **None selected**
  - CMYK: **None selected**
- f) Preserve Overprint Settings: **Select**
- g) Preserve Under Color Removal and Black Generation: **Deselect**
- h) Preserve Transfer Functions: **Deselect**
- i) Preserve Halftone Information: **Deselect**

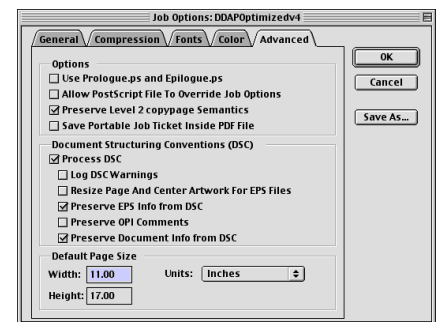
5



## 6. Acrobat Distiller Job Options (**Advanced** Tab)

- a) Use Prologue.ps and Epilogue.ps: **Deselect**
- b) Allow PostScript Files to Override Job Options: **Deselect**
- c) Preserve Level 2 coppage Semantics: **Select**
- d) Save Portable Job Ticket Inside PDF File: **Deselect**
- e) Document Structuring Conventions (DSC)
  - Process DSC: **Select**
  - Resize Page and Center Artwork for EPS Files: **Deselect**
  - Preserve EPS Info from DSC: **Select**
  - Preserve OPI Comments: **Deselect**
  - Preserve Document Info from DSC: **Select**
- f) Default Page Size
  - Width: **11**
  - Height: **17**
  - Units: **Inches**
- g) Click **Save As...**

6



## 7. Navigate to the Acrobat Distiller Setting folder

- a) Save Distiller Job Options as: **DDAPOptimizedv4**
- b) Click **Save**

7

