



DDAP Distiller Setting to Create Print Production PDF files for Acrobat 5.05

Obtain the DDAP Distiller Setting file from the DDAP web site at:
<http://www.ddap.org/tools/univppd/DDAPOptimizedv5.hqx>

Either download the **DDAPOptimizedv5.joboptions** file and place it in the **Adobe Acrobat, Distiller, Settings** folder or modify your **Press Optimized job options** as follows:

1. Based on Acrobat 5.0 **Press Optimized** Job Option.

- Launch Distiller 5.0
- Select Job Options: **DDAP Optimizedv5** (or **PressOptimized** with the following changes)
- Select **Job Options...** under **Setting** Menu

2. Acrobat Distiller Job Options (**General** Tab)

- Compatibility: **Acrobat 4.0 (PDF 1.3)**
- Optimize For Fast Web View: **Deselect**
- Embed Thumbnails: **Deselect**
- Auto-Rotate Pafes: **Deselect**
- Binding: **Left**
- Resolution: **2400** dpi
- Default Page Size
Width: **11**
Height: **17**
Units: **Inches**

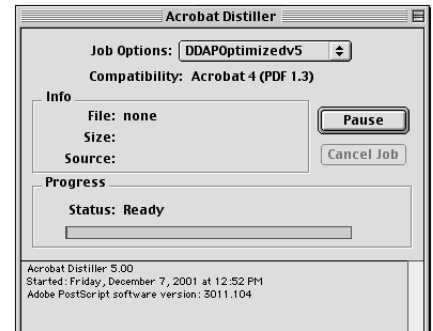
3. Acrobat Distiller Job Options (**Compression** Tab)

- Color Bitmap Images: **No Downsampling or Subsampling**
- Compression: **ZIP**
- Quality: **8-bit**
- Grayscale Bitmap Images: **No Downsampling or Subsampling**
- Compression: **ZIP**
- Quality: **8-bit**
- Monochrome Bitmap Images: **No Downsampling or Subsampling**
- Compression: **ZIP**
- Quality: **8-bit**
- Monochrome Bitmap Images: **No Downsampling or Subsampling**
- Compress Text and Line Art: **Select**

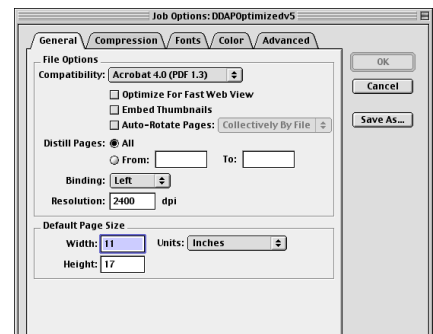
4. Acrobat Distiller Job Options (**Fonts** Tab)

- Embed All Fonts: **Select**
- Subset All Embedded Fonts Below: **100%**
- When Embedding Fails: **Cancel Job**
- Embedding: **Base 14 Fonts**

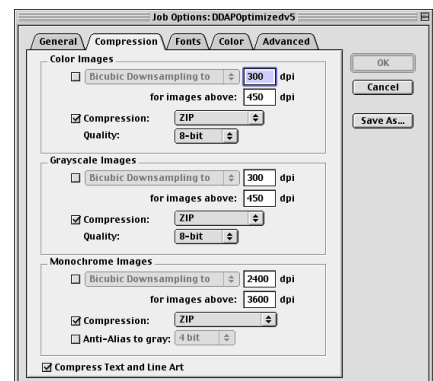
1



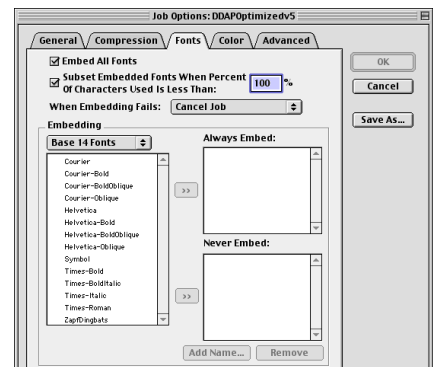
2



3



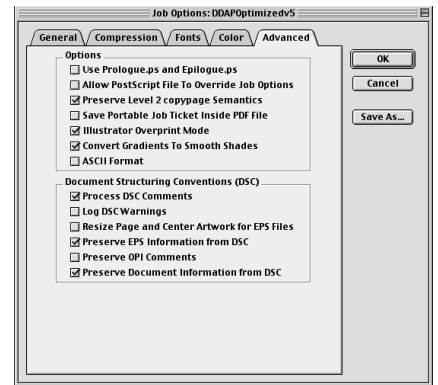
4



5. Acrobat Distiller Job Options (Color Tab)

- a) Settings File: **None**
- b) Color Management Policies: **Leave Color Unchanged**
- c) Intent: **Default**
- d) Working Spaces
 - Gray: **None selected**
 - RGB: **None selected**
 - CMYK: **None selected**
- e) Preserve Overprint Settings: **Select**
- f) Preserve Under Color Removal and Black Generation: **Deselect**
- g) Transfer Functions: **Remove**
- h) Preserve Halftone Information: **Deselect**

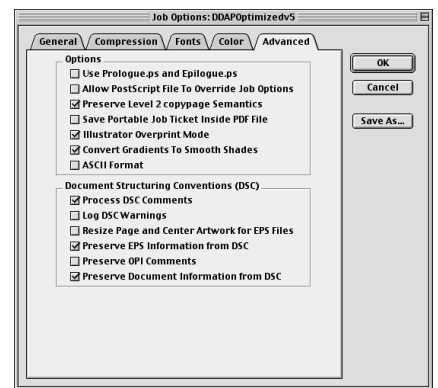
5



6. Acrobat Distiller Job Options (Advanced Tab)

- a) Use Prologue.ps and Epilogue.ps: **Deselect**
- b) Allow PostScript Files to Override Job Options: **Deselect**
- c) Preserve Level 2 copypage Semantics: **Select**
- d) Save Portable Job Ticket Inside PDF File: **Deselect**
- e) Illustrator Overprint Mode: **Select**
- f) Convert Gradients to Smooth Shades: **Select**
- g) Document Structuring Conventions (DSC)
 - Process DSC: **Select**
 - Resize Page and Center Artwork for EPS Files: **Deselect**
 - Preserve EPS Info from DSC: **Select**
 - Preserve OPI Comments: **Deselect**
 - Preserve Document Info from DSC: **Select**
- h) Click **Save As...**

6



7. Navigate to the Acrobat Distiller Setting folder

- a) Save Distiller Job Options as: **DDAPOptimizedv5.joboptions**
- b) Click **Save**

7

